

GRANTS
INCOME
FAMILY
ECONOMY
BUSINESSES
VETERANS
BIRTHS
DATA
RACE
DEATHS
MEDICARE
FOREIGN BORN
CONFIDENTIAL
TRANSPORTATION
AGE
CENSUS
EDUCATION
HOUSE
MARITAL STATUS
SNAP
POPULATION
HISPANIC ORIGIN
SEX
DATE OF BIRTH
POVERTY
NUMBER OF OCCUPANTS
REPRESENTATION
GEOGRAPHY
SOCIAL SECURITY
HEALTH

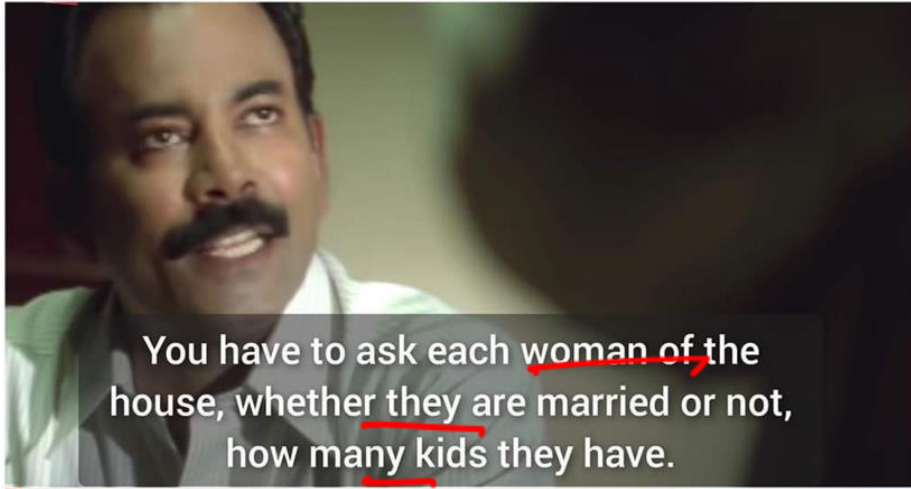




**SSC
Aspirants**

2011 Census

What is Census?





What is Census?

The official enumeration of population done periodically by the government .

2021

Census is conducted after every 10 years

Post-Independence 1st Census: 1951

Latest Census: 2011 → 15th Census (from 1872)

After Independence it is 7th Census

After Independence Census Act was enacted in 1948

What is Census?

No Census held in 2021: **Due to COVID-19**

Next Census: **Late 2024**



Art 82: Delimitation Commission → (4)



Freezed through 84th CA till 2026

87th CA: Delimitation on basis of
2001 Census

History Of Census



1st Census: 1872; Mayo (Viceroy: 1869-72)

↳ Non-Synchronised / Incomplete

1st Complete/Synchronised Census:

↳ During Ripon (1880-1884) In 1881

↳ Census Commissioner (then): W C Plowden



- India was the 1st Country to adopt Family Planning

History Of Census

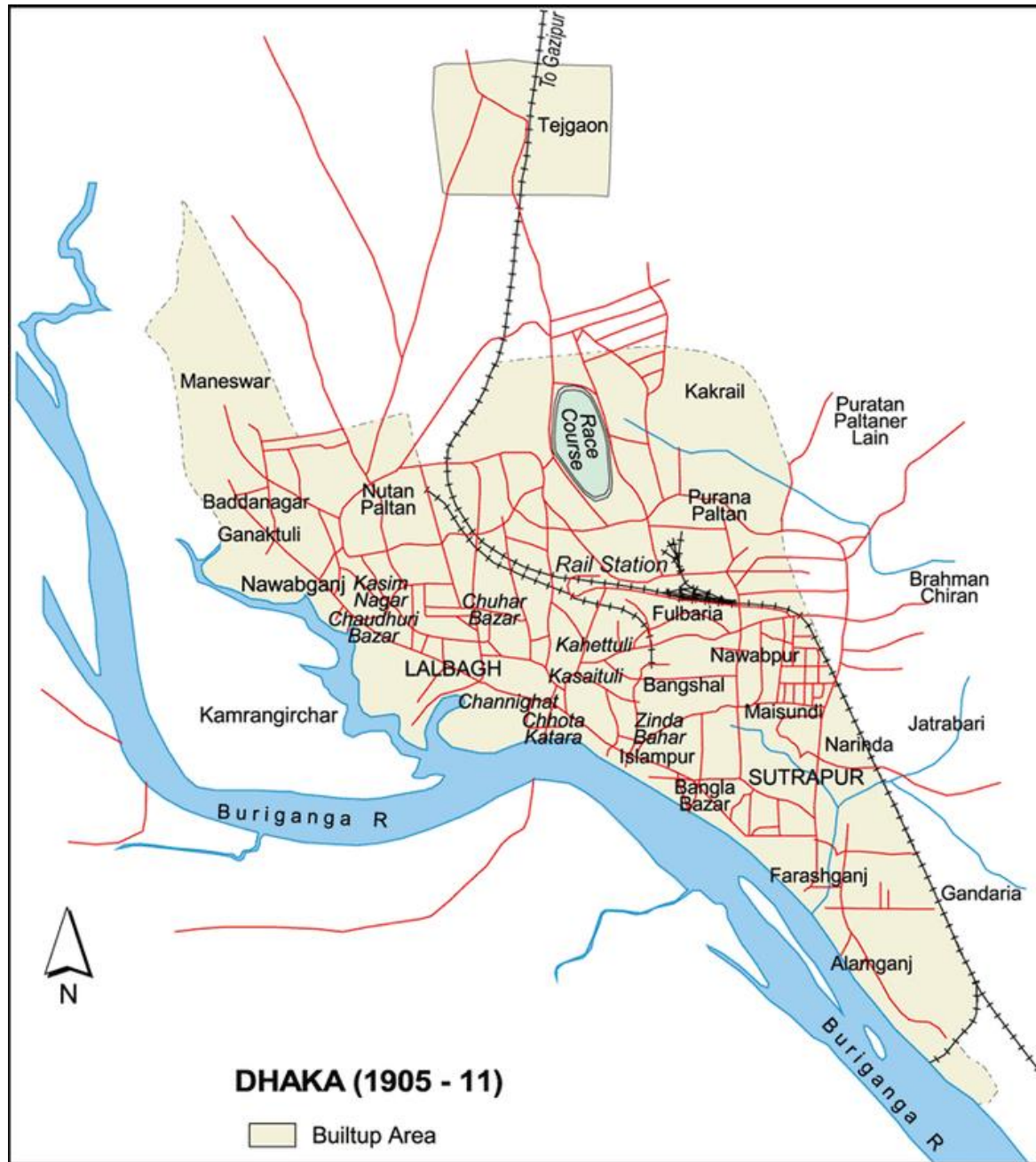



1st Census of a city: Dacca (1830)

Census Commissioner

Henry Walter

Father of Indian
Census



Conducting Authority of Census



Office of Registrar General and Census Commissioner of India under MoHA (Ministry of Home Affairs)



भारत के महारजिस्ट्रार एवं जनगणना आयुक्त का कार्यालय
गृह मंत्रालय, भारत सरकार
Office of the Registrar General & Census Commissioner, India
Ministry of Home Affairs, Government of India



[ABOUT US](#) ▾ [OUR DIVISIONS](#) ▾ [DATA & RESOURCE](#) ▾ [MEDIA](#) ▾ [ACTS & RULES](#) ▾ [RTI](#) ▾ [EMPLOYEE CORNER](#) ▾ [TENDER](#)

Census 2011



Registrar General: CM Chandramouli

Motto: Our Census, Our Future

at present
MK Narayan



2011

Our CENSUS, Our FUTURE.

Data taken from :

State/UTs: 35

District: 640

Conducted in 2 Phases

House Listing [Apr-Sep 2010]

Population Enumeration [9-28 Feb 2011]

भारत 500 INDIA 500 भारत की जनगणना CENSUS OF INDIA 2011



Census 2011

Population

Total population of India: 1210.2 Million (1.21 Billion)

17.5% of total world population resides in India

China: 19.4%

Male: 623.7 M ✓ → 51.54%

Female: 585.5 M ✓ → 48.46%



Census 2011



Area →

RJ

Population

Area →

Goa

	Highest	Lowest
State	<p><u>Uttar Pradesh</u> (<u>16%</u> of total India)</p> <p>↳ <u>Maharashtra</u></p> <p>↳ <u>Bihar</u></p>	<p><u>Sikkim</u> ✓</p> <p><u>Mizoram</u> ✓</p> <p><u>Arunachal</u> ✓</p>
UT	<p>Area → <u>Andaman & Nicobar</u></p> <p><u>Delhi</u></p>	<p>Area :- <u>Lakshadweep</u></p> <p><u>Lakshadweep</u> (State+UT)</p>
District	<p><u>Thane</u> (Maharashtra)</p>	<p><u>Dibang Valley</u> (<u>Arunachal Pradesh</u>)</p>
City	<p><u>Mumbai</u></p>	<p><u>Kapurthala</u> (Punjab)</p>

Growth Rate



Parameters

Annual: 1.64% (Average annual growth rate)

Decadal : (2001-2011) : 17.64 %

In Terms of Numbers

181 M

18.1 Cr

Male : 17.19 % ✓

Female : 18.12 % ✓

1901 CENSUS : 238 M

1951 " : 361 M

DECADAL GROWTH RATE IN POPULATION



Highest decade growth rate: 1961–1971 (24.8%) ✓

Lowest: 1911-1921 : -0.03 % (Year of Great Divide)

1921

Censuses of India, 1901-2011

CENSUS YEARS	POPULATION	CHANGE IN POPULATION BETWEEN CENSUSES	PERCENT CHANGE BETWEEN CENSUSES
1901	238,396,327	—	—
1911	252,093,390	13,697,063	5.8
1921	251,321,213	-772,177	-0.03
1931	278,977,238	27,656,025	11.0
1941	318,660,580	39,683,342	14.2
1951	361,088,090	42,427,510	13.3
1961	439,234,771	78,146,681	21.6
1971	548,159,652	108,924,881	24.8
1981	683,329,097	135,169,445	24.7
1991	846,421,039	163,091,942	23.9
2001	1,028,737,436	182,316,397	21.5
2011	1,210,193,422	181,455,986	17.6

Inflation
 Deflation
Disinflation

decrease due to famine

Source: Registrar General of India, Census 2011, Provisional Population Totals.

Growth Rate



	Highest	Lowest
State	Meghalaya (27.8%) Arunachal Bihar	Nagaland (-0.47%) Kerala Goa
UT	Dadra and Nagar Haveli (55.5%)	X
District	Kurung Kumey (Arunachal) (111%)	Longleng (Nagaland)

Population (0-6 Yrs)



Total : 158.8 M (13.1 % of total population)

-3.08 % Decreased as compared to 2001

Highest

Bihar

Lowest

Lakshadweep

District

Highest : Kupwara (J&K) ✓

Lowest : Kolkata ✓

GENDER COMPOSITION



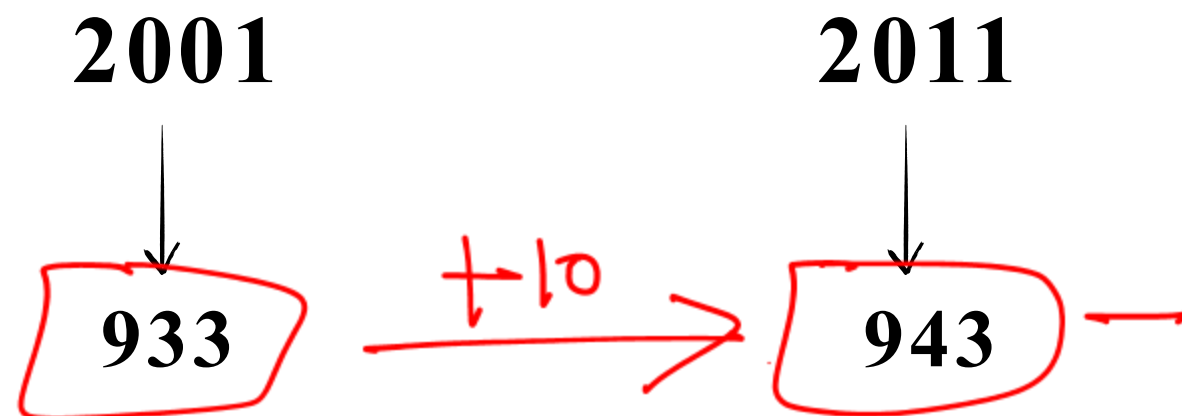
Gender Composition

Male : 623.7 M (51.54 %) ✓

Female : 585.5 M (48.46 %) ✓

Sex Ratio

No. of females per **1000 males** in a given population



SEX RATIO



	Highest	Lowest
State	Kerala (1084) Tamil Nadu (996)	→ Haryana (879) Jammu & Kashmir (889)
UT	Puducherry (1037) →	↪ Daman and Diu (618) Dadra Nagar Haveli (774)
District	Mahe (Puducherry)	Daman



Child Sex Ratio 0-6 yrs



2001: 927

2011: 919

decrease - 8

914: Provisional

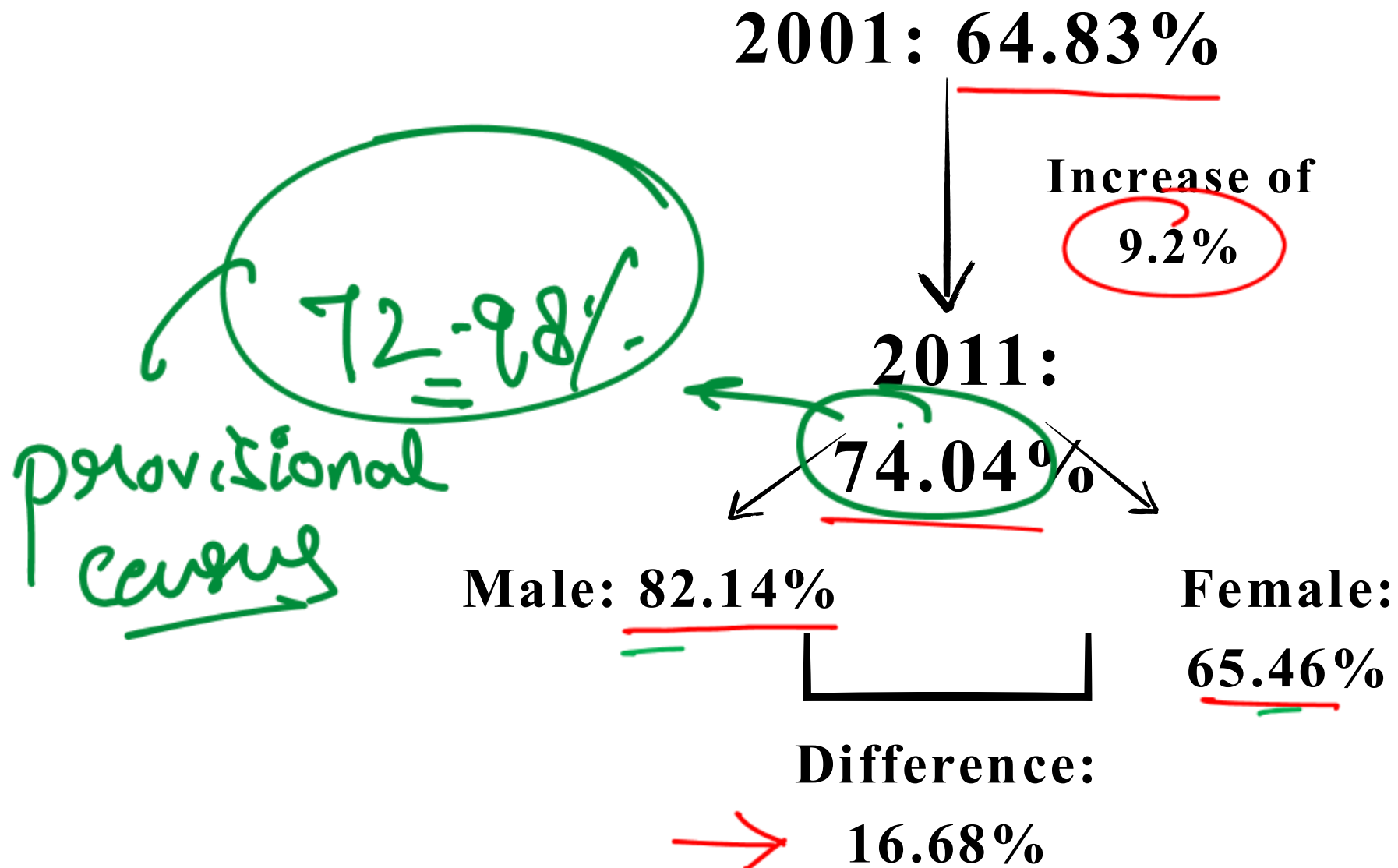
	Highest	Lowest
State	Arunachal Pradesh (972) Mizoram	Haryana (834)
UT	Andaman & Nicobar	Delhi (871)
District	Lahaul and Spiti (Himachal Pradesh)	Jhajjar (Haryana)

As per Census 2011, Maharashtra recorded negative growth in child sex ratio

Literacy Rate



- People who are aged above 6 (7 and above)
- Those who can read and write
- Understanding in any of the ~~22~~ languages



~~State with highest difference in male and female literacy rate: Rajasthan~~

~~27.85%~~



State with **HIGHEST** difference in male and female literacy rate:

RAJASTHAN (27.85%) ←
2nd - Jharkhand

State with **LEAST** difference in male and female literacy rate:

MEGHALAYA

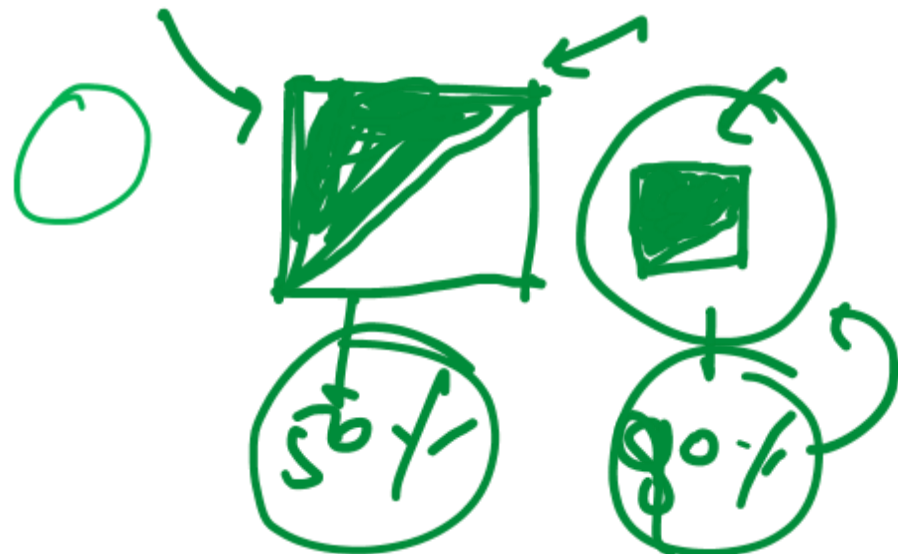
2nd: Kerala

During Last Decade Highest Improvement in Literacy rate
was observed in Rural Females

Literacy Rate



	Highest	Lowest
State	<ul style="list-style-type: none">→ Kerala (94%) ✓→ Mizoram (91.33%) ✓	<ul style="list-style-type: none">→ Bihar (61.8%) ✓→ Arunachal (65.38%) ✓
UT	<u>Lakshadweep (91.85%)</u>	<u>Dadra and Nagar Haveli</u> (77.24%)
District	<u>Serchhip (Mizoram)</u>	<u>Alirajpur (Madhya Pradesh)</u>



LITERACY GENDER WISE

Male (Highest) → Kerala
Female " → Lakshadweep / Kerala
Male (Lowest) → Bihar
female (Lowest) → Bihar

LITERACY CATEGORY WISE

Recall time

2011 census

SCHEDULED CASTE : 66.1%

SCHEDULED TRIBE : 59%

74.04%

population growth rate :- 1.64%
17.7%

Sex Ratio — 2001 :- 933
2011 : 943

⊕ K ⊖ H

1st complete census :-

1881 → 927 → 919
Ripon

Male Literacy :- 82.14%

Population Density



The measure of no. of individuals per square kilometre

2001: 325 ✓

2011: 382 ✓



	Highest	Lowest
State	Bihar (<u>1106</u>) West Bengal, Kerala	<u>Arunachal Pradesh</u> (<u>17</u>) Mizoram (<u>52</u>)
UT	Delhi (11,320)	Andaman and Nicobar (<u>46</u>)
District	<u>NE Delhi</u>	Dibang Valley (<i>Arunachal</i>)

Rural Urban Divide



Rural: 833.1 M (68.8%)

Top 3 states: Uttar Pradesh > Bihar > West Bengal

Bottom 3 states: Sikkim > Mizoram > Goa

Urban: 377.1 M (31.2%)

Top 3 states: Maharashtra > Uttar Pradesh > Tamil Nadu

Bottom 3 states: Sikkim > Andhra Pradesh > Mizoram

Rural Urban Divide



Percentage Wise

Rural (Highest)

Himachal Pradesh

Bihar. → 88.7%
Assam → 85.92%

89.9%

Urban (Highest)

Goa (62.17%)

Tamil Nadu (48.3%)

Kerala (47.7%)



CHANDIGARH & LAKSHADWEEP
are the most Urbanised UT

Daman & Diu has the highest percentage of rural population

Rural Urban Divide



Caste Based

Scheduled Caste: 201 M

↳ 16.6% of total population

Highest : Uttar Pradesh

% Wise Highest : Punjab

Lowest : Mizoram

% Wise Lowest : Mizoram



Rural Urban Divide



Caste Based

Scheduled Tribe:

↳ 104.3 M 8.6% of total population

Highest : Madhya Pradesh

% Wise Highest : Lakshadweep



Lowest: Punjab, Haryana, Delhi and Chandigarh

↳ These States have Zero ST Population

Religion Based



Religion Based



Population trends for major religious groups in India (1951–2011)

Religious group	Population % 1951	Population % 1961	Population % 1971	Population % 1981	Population % 1991	Population % 2001	Population % 2011 ^[70]
Hinduism	84.1%	83.45%	82.73%	82.30%	81.53%	80.46%	79.80%
Islam	9.8%	10.69%	11.21%	11.75%	12.61%	13.43%	14.23%
Christianity	2.3%	2.44%	2.60%	2.44%	2.32%	2.34%	2.30%
Sikhism	1.79%	1.79%	1.89%	1.92%	1.94%	1.87%	1.72%
Buddhism	0.74%	0.74%	0.70%	0.70%	0.77%	0.77%	0.70%
Jainism	0.46%	0.46%	0.48%	0.47%	0.40%	0.41%	0.37%
Zoroastrianism	0.13%	0.09%	0.09%	0.09%	0.08%	0.06%	n/a
Other religions / No religion	0.43%	0.43%	0.41%	0.42%	0.44%	0.72%	0.9%

Highest decadal growth rate: **Muslims (24.6%)** → **Least literates**

Lowest decade growth rate: **Jains**

→ Highest literacy rates amongst all the communities

Religious Groups	Population in millions			Decadal Growth rate	
	1991	2001	2011	1991-2001	2001-2011
Hindu	687.65	827.58	966.26	20.35	→ 16.76
Muslim	101.60	138.19	172.25	36.02	→ 24.65
Christian	19.64	24.08	27.82	22.61	→ 15.53
Sikh	16.26	19.22	20.83	18.18	→ 8.42
Buddhist	6.39	7.96	8.44	24.54	→ 6.13
Jain	3.35	4.23	4.45	26.02	→ 5.37
Other	3.68	7.37	10.81	99.93	46.66

Source: Census of India (decadal growth rate is calculated by the authors)

Migration



- Highest Out Migration : Uttar Pradesh → Bihar
- Highest In Migration : Maharashtra
- % of total migrants from Nepal: 15.1%
- % of total migrants from Sri Lanka :
↳ 2.9%

Work Force



- Male Work Force Participation : 53.26%
- Female Work Force Participation : 25.5%

PRIMARY SECTOR : 54.6%

SECONDARY SECTOR : 24.3%

TERTIARY SECTOR : 21.1%

contribution of in GDP

14.39%

31.4%

54.15%

LANGUAGE



Language	Speakers(M)	Speaker% in Pop.	
→ <u>Hindi</u>	692	57.1	✓
→ <u>English</u>	129	10.6	✓
→ <u>Bengali</u>	107	8.9	✓
→ <u>Marathi</u>	99	8.2	✓
→ <u>Telugu</u>	95	7.8	
Tamil	77	6.3	
Gujarati	60	5	
Urdu	63	5.2	
Kannada	59	4.9	
Malayalam	36	2.9	
Punjabi	36	3	
Assamese	24	2	
Maithili	14	1.2	
Sanskrit	0.025	0.3	→ least

One Liners



State with largest Budhist&Jain Population : Maharashtra

State with largest Christian Population : Kerala

State with largest Hindu Population : UP

State with largest Muslim Population : J&K

Highest Percentage of Hindu Population : Himachal

Highest Percentage of Muslim Population : Lakshadweep (96.58%)

- **Demographic Dividend: Working age group (15-64) or (15-59)**
- 2024: Census Management and Monitoring System (CMMS) → digitalise
- The National Population Policy (NPP) of India was formulated in 2000 to address the country's reproductive and child health needs. The policy aims to achieve a stable population by 2045.



1951 — Census

population :- 361 M

Literacy :- 18.33 %

M

29.16 %

F

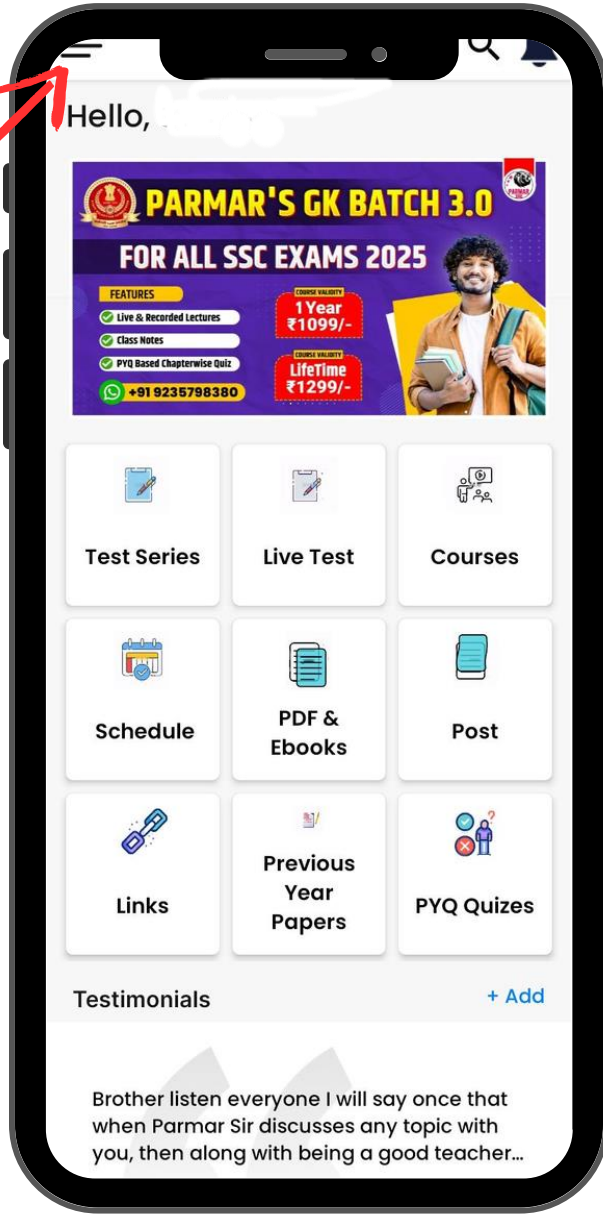
5.56 %

Sex Ratio :- 946

pop. density :- 117

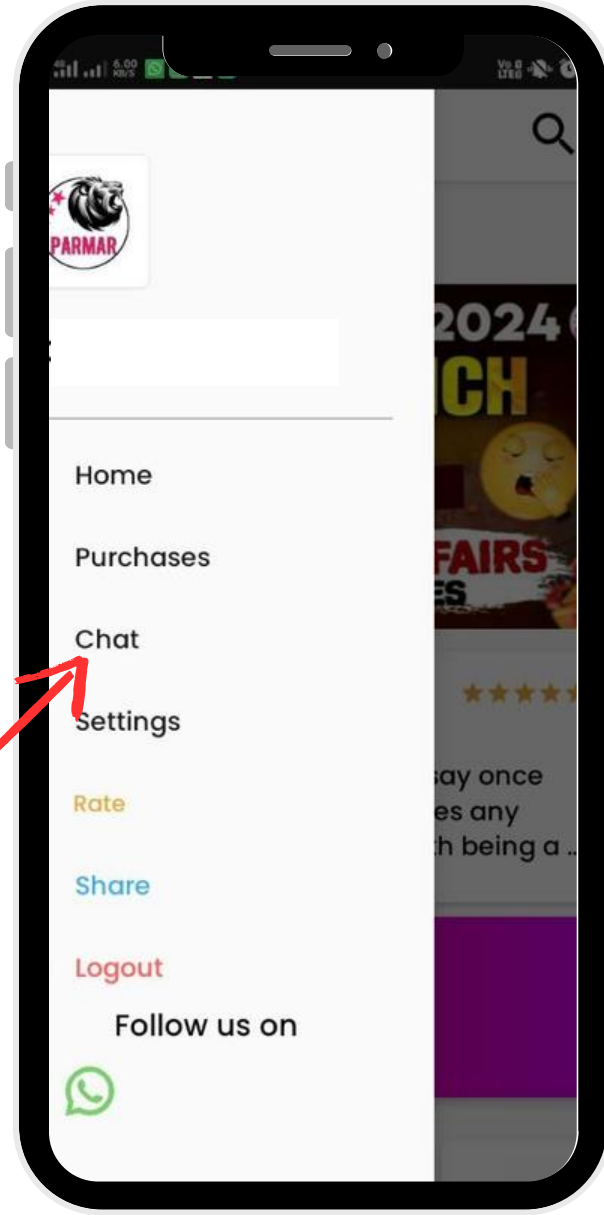


Now "Help Chat" section is available in PARMAR SSC App



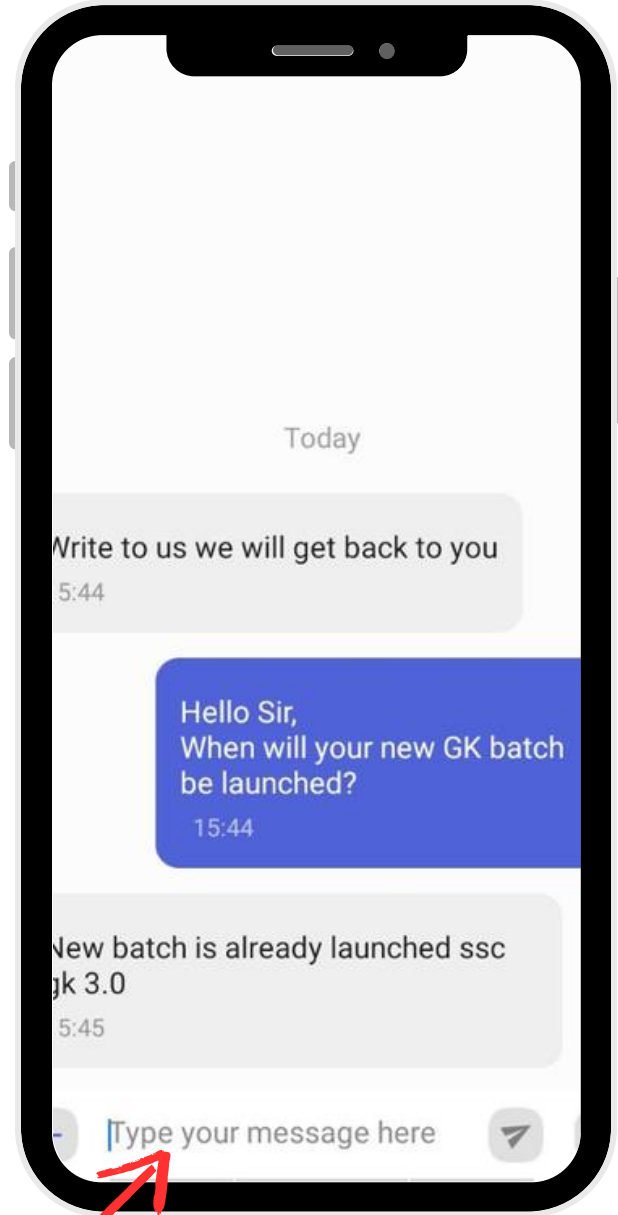
Step 1

Tap on top left corner



Step 2

Tap Help Chat



Step 3

Ask Your Query




PARMAR'S GK BATCH 3.0



FOR ALL SSC EXAMS 2025

FEATURES

- ✓ Live & Recorded Lectures
 - ✓ Class Notes
 - ✓ PYQ Based Chapterwise Quiz
-  **+91 9235798380**

COURSE VALIDITY

1 Year
₹1099/-

COURSE VALIDITY

LifeTime
₹1299/-





PARMAR SSC

SSC GD CONSTABLE 2024

GENERAL AWARENESS

SSC GD Constable 2024 Complete Topic Wise Question
Hard To Easy Level

English

Prepared By:
PARMAR SSC



PARMAR'S GK
BATCH 3.0



1040 Questions



PARMAR SSC

SSC JUNIOR ENGINEER TIER-01 2024

GENERAL AWARENESS

SSC Junior Engineer TIER-01 2024 Complete Topic Wise Question
Hard To Easy Level

English

Prepared By:
PARMAR SSC



PARMAR'S GK
BATCH 3.0



450 Questions



PARMAR SSC

SSC CHSL TIER-01 2024

GENERAL AWARENESS

SSC CHSL TIER-01 2024 Complete Topic Wise Question
Hard To Easy Level

English

Prepared By:
PARMAR SSC



PARMAR'S GK
BATCH 3.0



700 Questions



PARMAR SSC

SSC SELECTION POST XII 2024

GENERAL AWARENESS

SSC Selection Post Phase XII 2024 Complete Topic Wise Question
Hard To Easy Level

English

Prepared By:
PARMAR SSC



PARMAR'S GK
BATCH 3.0



500 Questions



PARMAR SSC

SSC CGL TIER-01 2024

GENERAL AWARENESS

SSC CGL Tier-1 2024 Complete Topic Wise Question
Hard To Easy Level

English

Prepared By:
PARMAR SSC



PARMAR'S GK
BATCH 3.0



900 Questions



PARMAR SSC

SSC CPO TIER-01 2024

GENERAL AWARENESS

SSC CPO TIER-01 2024 Complete Topic Wise Question
Hard To Easy Level

English

Prepared By:
PARMAR SSC



PARMAR'S GK
BATCH 3.0



450 Questions



PARMAR SSC

SSC STENOGRAPHER 2024

GENERAL AWARENESS

SSC Stenographer Tier-1 2024 Complete Topic Wise Question
Hard To Easy Level

English

Prepared By:
Parmar SSC



PARMAR'S GK
BATCH 3.0



300+ Questions



PARMAR SSC

SSC MTS 2024

GENERAL AWARENESS

SSC MTS 2024 Complete Topic Wise Question
Hard To Easy Level

English

Prepared By:
Parmar SSC



PARMAR'S GK
BATCH 3.0



1600+ Questions

PARMAR SSC



PARMAR SSC

SSC GD CONSTABLE 2024

GENERAL AWARENESS

SSC GD Constable 2024 Complete Topic Wise Question
Hard To Easy Level

Hindi

Prepared By:
PARMAR SSC



PARMAR'S GK
BATCH 3.0



1040 Questions



PARMAR SSC

SSC JUNIOR ENGINEER TIER-01 2024

GENERAL AWARENESS

SSC Junior Engineer TIER-01 2024 Complete Topic Wise Question
Hard To Easy Level

Hindi

Prepared By:
PARMAR SSC



PARMAR'S GK
BATCH 3.0



450 Questions



PARMAR SSC

SSC CHSL TIER-01 2024

GENERAL AWARENESS

SSC CHSL TIER-01 2024 Complete Topic Wise Question
Hard To Easy Level

Hindi

Prepared By:
PARMAR SSC



PARMAR'S GK
BATCH 3.0



900 Questions



PARMAR SSC

SSC SELECTION POST XII 2024

GENERAL AWARENESS

SSC Selection Post Phase XII 2024 Complete Topic Wise Question
Hard To Easy Level

Hindi

Prepared By:
PARMAR SSC



PARMAR'S GK
BATCH 3.0



500 Questions



PARMAR SSC

SSC CGL TIER-01 2024

GENERAL AWARENESS

SSC CGL Tier-1 2024 Complete Topic Wise Question
Hard To Easy Level

Hindi

Prepared By:
PARMAR SSC



PARMAR'S GK
BATCH 3.0



900 Questions



PARMAR SSC

SSC CPO TIER-01 2024

GENERAL AWARENESS

SSC CPO TIER-01 2024 Complete Topic Wise Question
Hard To Easy Level

Hindi

Prepared By:
PARMAR SSC



PARMAR'S GK
BATCH 3.0



450 Questions



PARMAR SSC

SSC STENOGRAPHER 2024

GENERAL AWARENESS

SSC Stenographer Tier-1 2024 Complete Topic Wise Question
Hard To Easy Level

Hindi

Prepared By:
Parmar SSC



PARMAR'S GK
BATCH 3.0



300+ Questions



PARMAR SSC

SSC MTS 2024

GENERAL AWARENESS

SSC MTS 2024 Complete Topic Wise Question
Hard To Easy Level

Hindi

Prepared By:
Parmar SSC



PARMAR'S GK
BATCH 3.0



1600+ Questions



PARMAR SSC

SSC SELECTION POST XII 2024

GENERAL ENGLISH

SSC SELECTION POST XII 2024 Complete Topic Wise Question
Hard To Easy Level

Prepared By:
PARMAR SSC



PARMAR'S ENGLISH
Batch By PSP Sir

500 Questions



PARMAR SSC

SSC CHSL TIER-01 2024

GENERAL ENGLISH

SSC CHSL TIER-01 2024 Complete Topic Wise Question
Hard To Easy Level

Prepared By:
PARMAR SSC



PARMAR'S ENGLISH
Batch By PSP Sir

900 Questions



PARMAR SSC

SSC CPO TIER-01 2024

GENERAL ENGLISH

SSC CPO TIER-01 2024 Complete Topic Wise Question
Hard To Easy Level

Prepared By:
PARMAR SSC



PARMAR'S ENGLISH
Batch By PSP Sir

450 Questions



PARMAR SSC

SSC STENOGRAPHER 2024

GENERAL ENGLISH

SSC STENOGRAPHER 2024 Complete Topic Wise Question
Hard To Easy Level

Prepared By:
PARMAR SSC



PARMAR'S ENGLISH
Batch By PSP Sir

600 Questions



PARMAR SSC

SSC CGL TIER-01 2024

GENERAL ENGLISH

SSC CGL Tier-01 2024 Complete Topic Wise Question
Hard To Easy Level

Prepared By:
PARMAR SSC



PARMAR'S ENGLISH
Batch By PSP Sir

900 Questions



PARMAR SSC

SSC MTS 2024

GENERAL ENGLISH

SSC MTS 2024 Complete Topic Wise Question
Hard To Easy Level

Prepared By:
PARMAR SSC



PARMAR'S ENGLISH
Batch By PSP Sir

1600 Questions