


# Chapter 4: Data Warehousing and On-line Analytical Processing

---

- Data Warehouse: Basic Concepts 
- Data Warehouse Modeling: Data Cube and OLAP
- Data Warehouse Design and Usage
- Data Warehouse Implementation
- Data Generalization by Attribute-Oriented Induction
- Summary

# What is a Data Warehouse?

---

- Defined in many different ways, but not rigorously.
  - A decision support database that is maintained **separately** from the organization's operational database
  - Support **information processing** by providing a solid platform of consolidated, historical data for analysis.
- "A data warehouse is a subject-oriented, integrated, time-variant, and nonvolatile collection of data in support of management's decision-making process."—W. H. Inmon
- Data warehousing:
  - The process of constructing and using data warehouses

# Data Warehouse—Subject-Oriented

---

- Organized around major subjects, such as **customer, product, sales**
- Focusing on the modeling and analysis of data for decision makers, not on daily operations or transaction processing
- Provide **a simple and concise** view around particular subject issues by **excluding data that are not useful in the decision support process**

# Data Warehouse—Integrated

---

- Constructed by integrating multiple, heterogeneous data sources
  - relational databases, flat files, on-line transaction records
- Data cleaning and data integration techniques are applied.
  - Ensure consistency in naming conventions, encoding structures, attribute measures, etc. among different data sources
    - E.g., Hotel price: currency, tax, breakfast covered, etc.
  - When data is moved to the warehouse, it is converted.

# Data Warehouse—Time Variant

---

- The time horizon for the data warehouse is significantly longer than that of operational systems
  - Operational database: current value data
  - Data warehouse data: provide information from a historical perspective (e.g., past 5-10 years)
- Every key structure in the data warehouse
  - Contains an element of time, explicitly or implicitly
  - But the key of operational data may or may not contain “time element”

# Data Warehouse—Nonvolatile

---

- A **physically separate store** of data transformed from the operational environment
- Operational **update of data does not occur** in the data warehouse environment
  - Does not require transaction processing, recovery, and concurrency control mechanisms
  - Requires only two operations in data accessing:
    - *initial loading of data* and *access of data*

# OLTP vs. OLAP

**Table 4.1** Comparison of OLTP and OLAP Systems

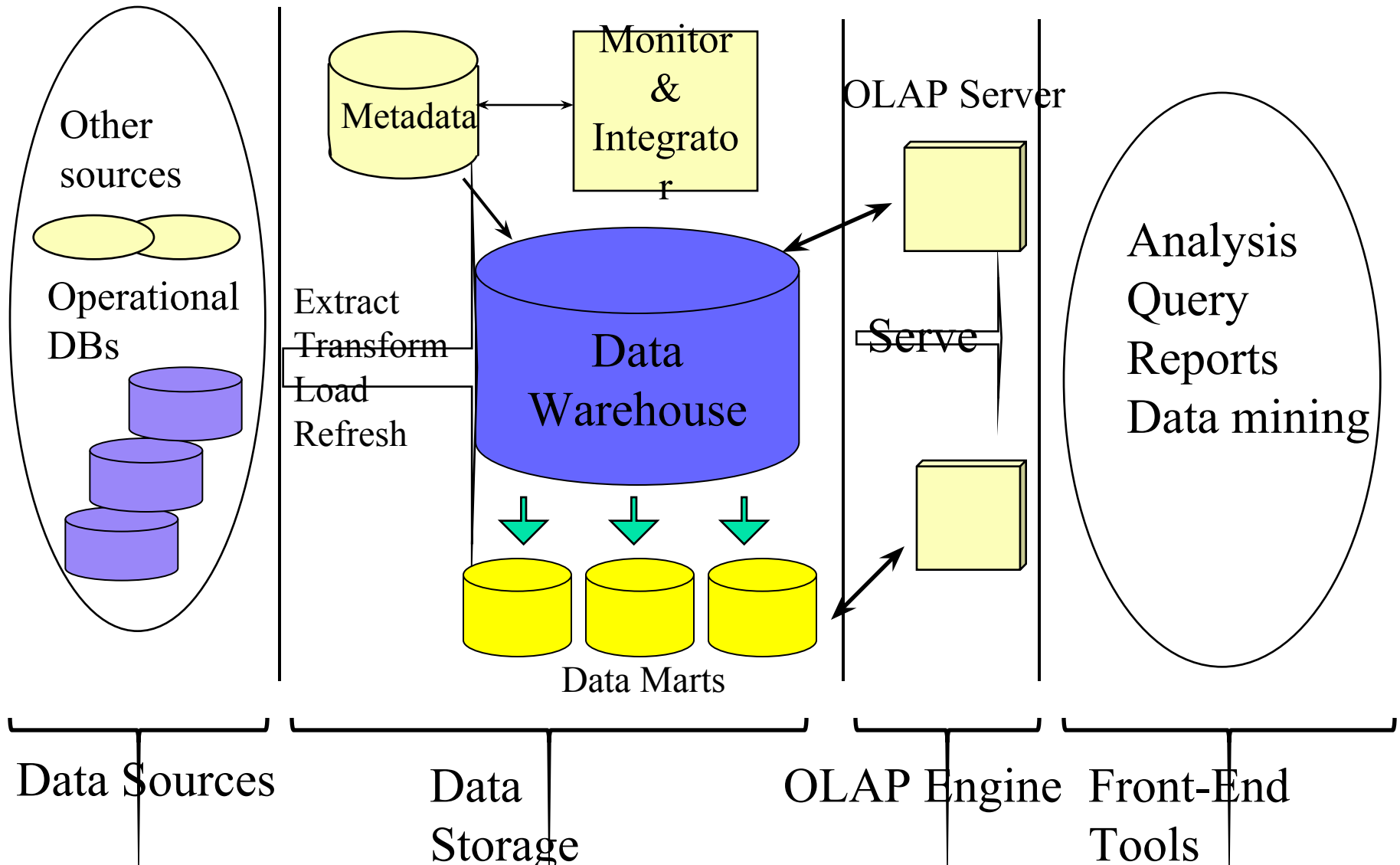
<i>Feature</i>	<i>OLTP</i>	<i>OLAP</i>
Characteristic	operational processing	informational processing
Orientation	transaction	analysis
User	clerk, DBA, database professional	knowledge worker (e.g., manager, executive, analyst)
Function	day-to-day operations	long-term informational requirements decision support
DB design	ER-based, application-oriented	star/snowflake, subject-oriented
Data	current, guaranteed up-to-date	historic, accuracy maintained over time
Summarization	primitive, highly detailed	summarized, consolidated
View	detailed, flat relational	summarized, multidimensional
Unit of work	short, simple transaction	complex query
Access	read/write	mostly read
Focus	data in	information out
Operations	index/hash on primary key	lots of scans
Number of records accessed	tens	millions
Number of users	thousands	hundreds
DB size	GB to high-order GB	≥ TB
Priority	high performance, high availability	high flexibility, end-user autonomy
Metric	transaction throughput	query throughput, response time

# Why a Separate Data Warehouse?

---

- High performance for both systems
  - DBMS— tuned for OLTP: access methods, indexing, concurrency control, recovery
  - Warehouse—tuned for OLAP: complex OLAP queries, multidimensional view, consolidation
- Different functions and different data:
  - missing data: Decision support requires historical data which operational DBs do not typically maintain
  - data consolidation: DS requires consolidation (aggregation, summarization) of data from heterogeneous sources
  - data quality: different sources typically use inconsistent data representations, codes and formats which have to be reconciled
- Note: There are more and more systems which perform OLAP analysis directly on relational databases

# Data Warehouse: A Multi-Tiered Architecture



# Three Data Warehouse Models

---

- **Enterprise warehouse**
  - collects all of the information about subjects spanning the entire organization
- **Data Mart**
  - a subset of corporate-wide data that is of value to a specific groups of users. Its scope is confined to specific, selected groups, such as marketing data mart
    - Independent vs. dependent (directly from warehouse) data mart
- **Virtual warehouse**
  - A set of views over operational databases
  - Only some of the possible summary views may be materialized

# Extraction, Transformation, and Loading (ETL)

---

- **Data extraction**

- get data from multiple, heterogeneous, and external sources

- **Data cleaning**

- detect errors in the data and rectify them when possible

- **Data transformation**

- convert data from legacy or host format to warehouse format

- **Load**

- sort, summarize, consolidate, compute views, check integrity, and build indices and partitions

- **Refresh**

- propagate the updates from the data sources to the warehouse


# Metadata Repository

---

- **Meta data** is the data defining warehouse objects. It stores:
- Description of the **structure** of the data warehouse
  - schema, view, dimensions, hierarchies, derived data defn, data mart locations and contents
- **Operational** meta-data
  - data lineage (history of migrated data and transformation path), currency of data (active, archived, or purged), monitoring information (warehouse usage statistics, error reports, audit trails)
- The **algorithms** used for summarization
- The **mapping** from operational environment to the data warehouse
- Data related to **system performance**
  - warehouse schema, view and derived data definitions
- **Business data**
  - business terms and definitions, ownership of data, charging policies

# Chapter 4: Data Warehousing and On-line Analytical Processing

---

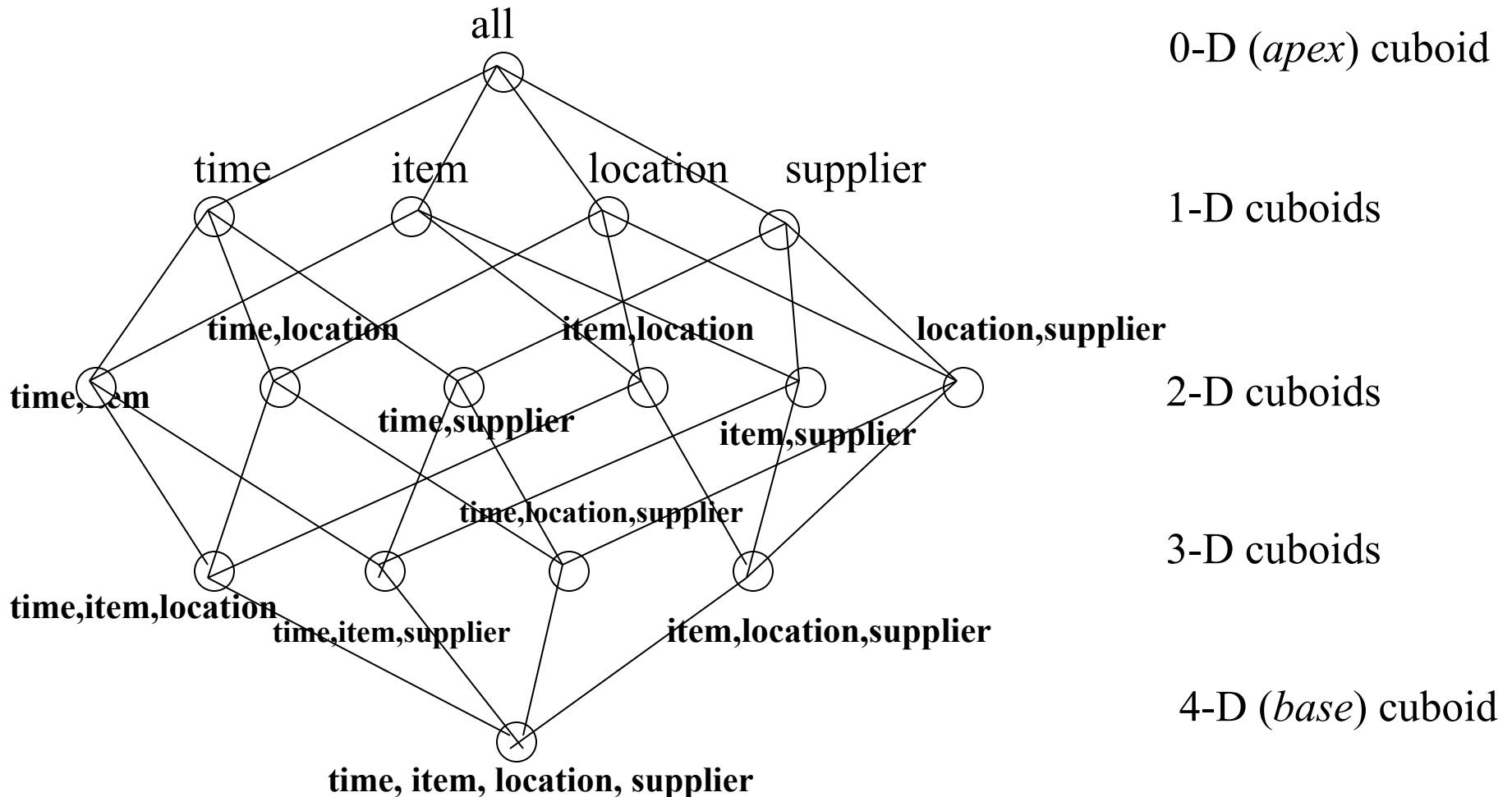
- Data Warehouse: Basic Concepts
- Data Warehouse Modeling: Data Cube and OLAP 
- Data Warehouse Design and Usage
- Data Warehouse Implementation
- Data Generalization by Attribute-Oriented Induction
- Summary

# From Tables and Spreadsheets to Data Cubes

---

- A **data warehouse** is based on a **multidimensional data model** which views data in the form of a data cube
- A data cube, such as **sales**, allows data to be modeled and viewed in multiple dimensions
  - **Dimension tables**, such as **item** (**item\_name**, **brand**, **type**), or **time**(**day**, **week**, **month**, **quarter**, **year**)
  - **Fact table** contains **measures** (such as **dollars\_sold**) and keys to each of the related dimension tables
- In data warehousing literature, an n-D base cube is called a **base cuboid**. The top most 0-D cuboid, which holds the highest-level of summarization, is called the **apex cuboid**. The lattice of cuboids forms a **data cube**.

# Cube: A Lattice of Cuboids

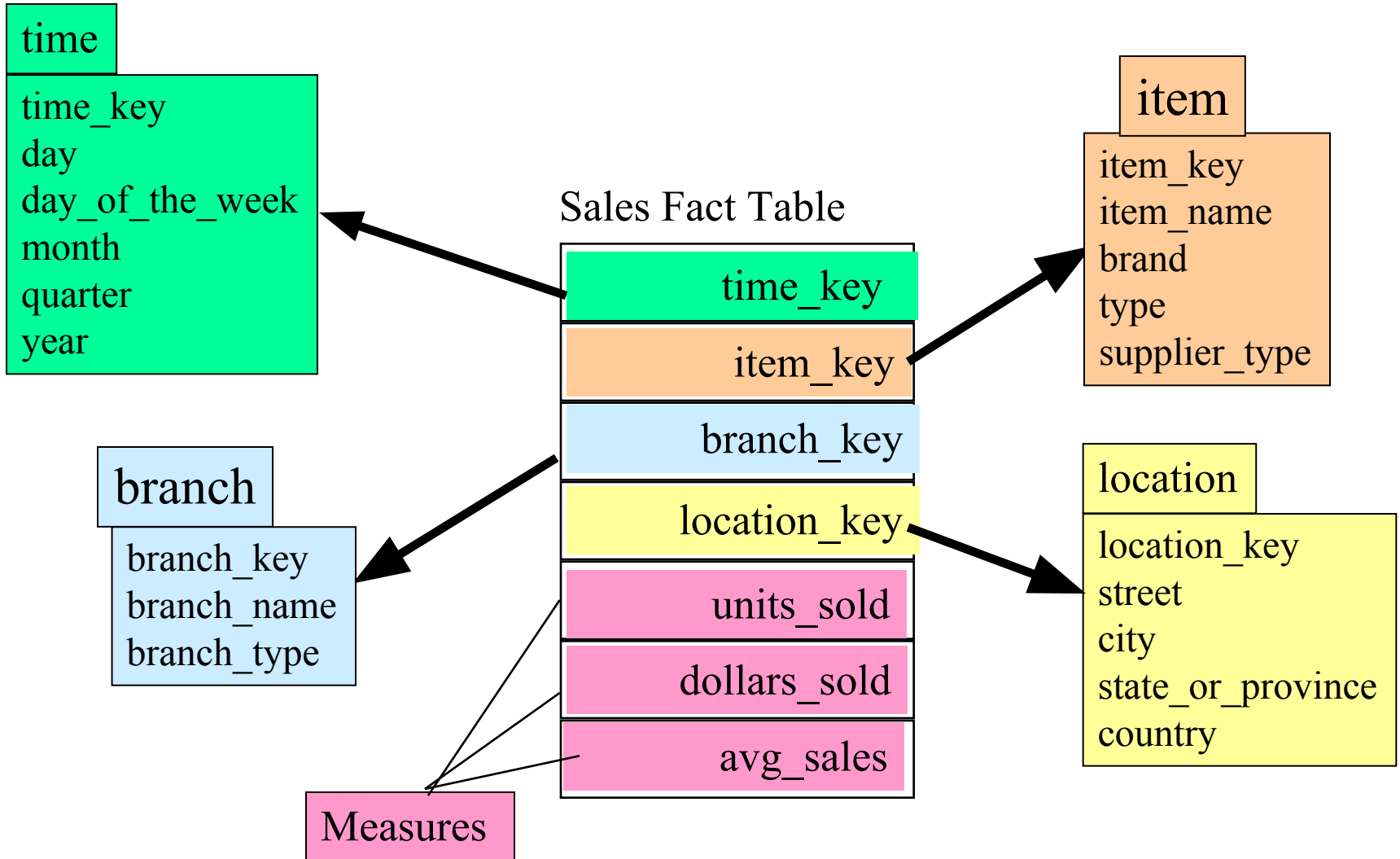


# Conceptual Modeling of Data Warehouses

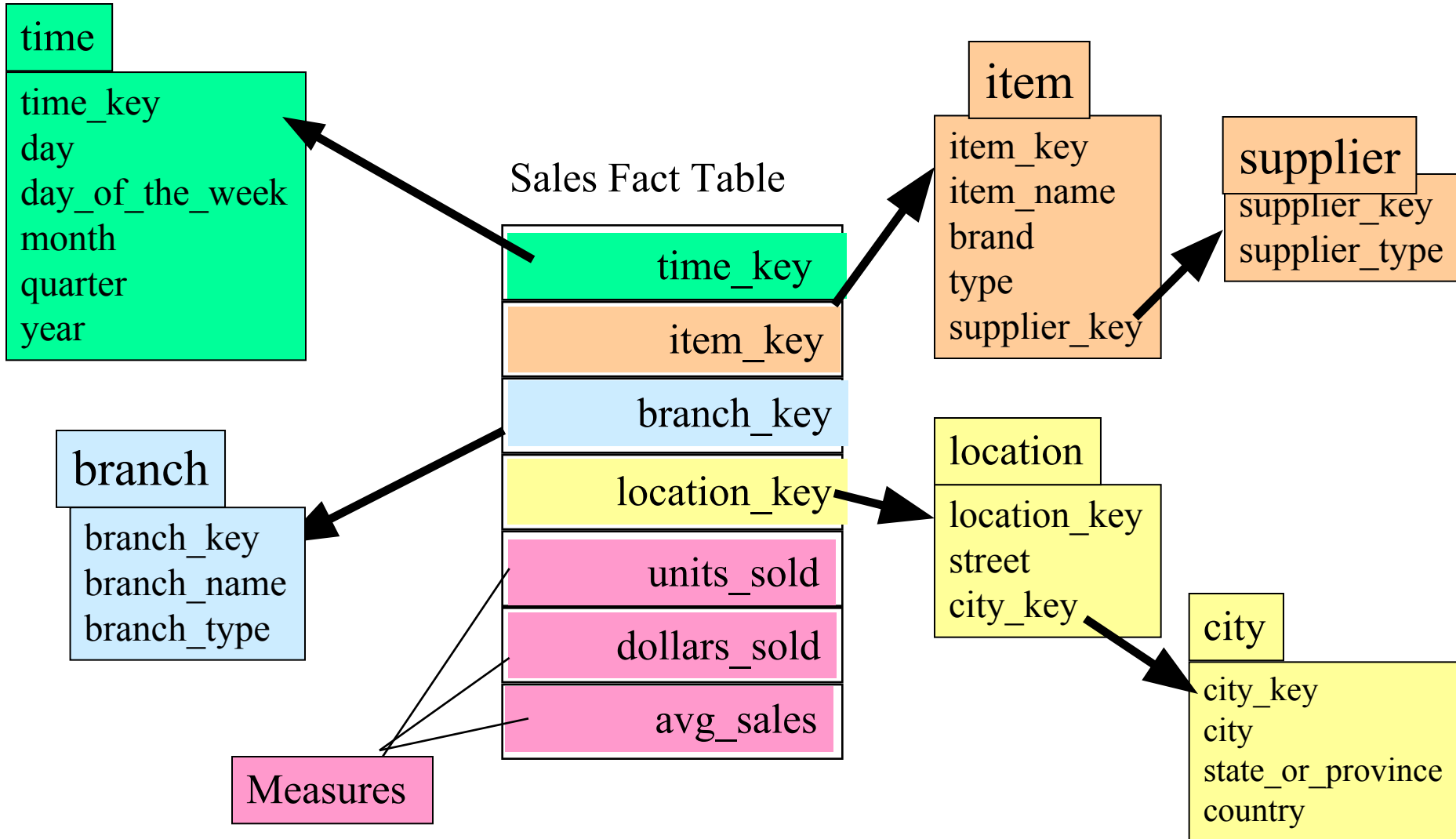
---

- Modeling data warehouses: dimensions & measures
  - Star schema: A fact table in the middle connected to a set of dimension tables
  - Snowflake schema: A refinement of star schema where some dimensional hierarchy is **normalized** into a set of smaller dimension tables, forming a shape similar to snowflake
  - Fact constellations: Multiple fact tables share dimension tables, viewed as a collection of stars, therefore called **galaxy schema** or fact constellation

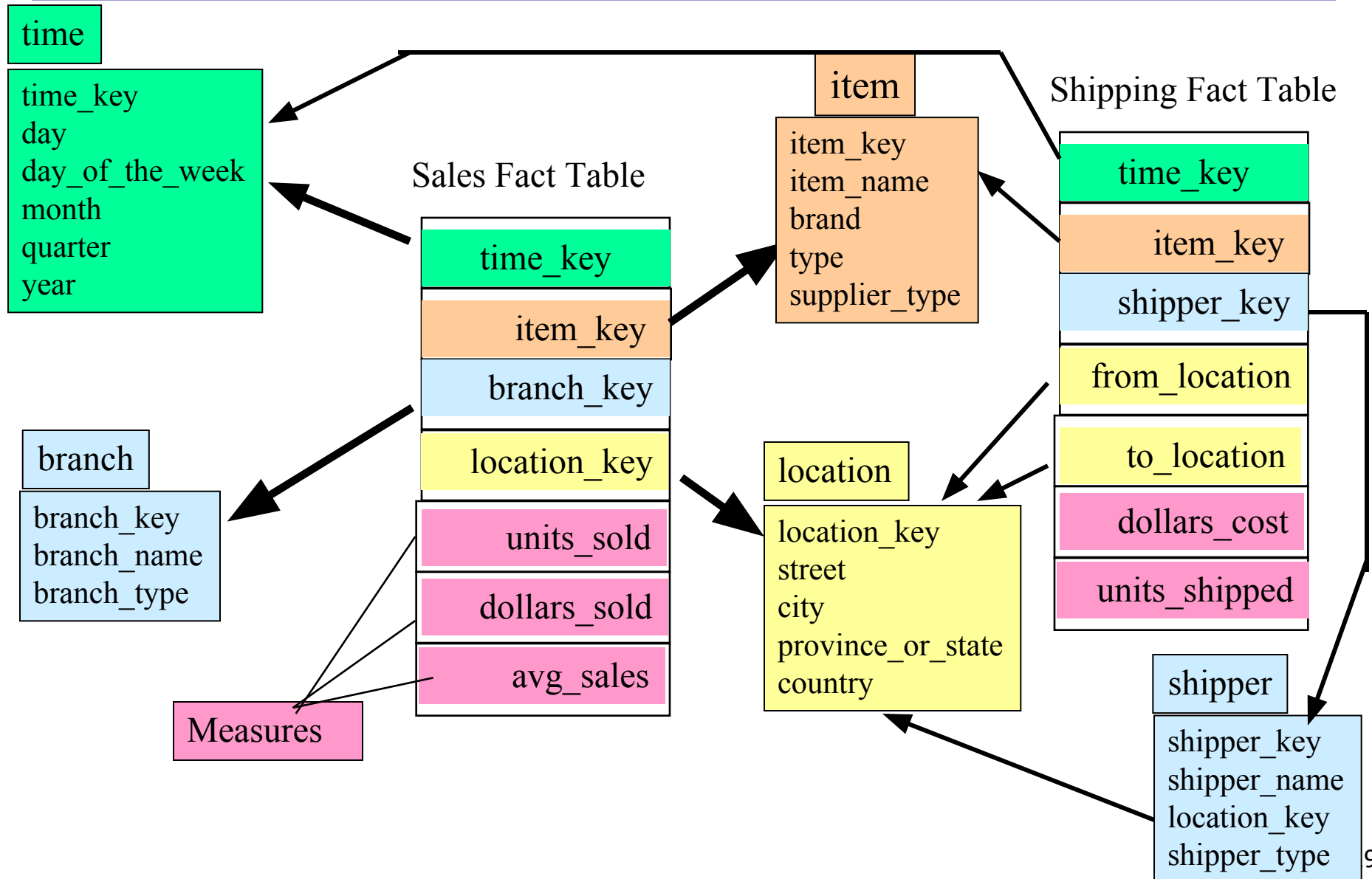
# Example of Star Schema



# Example of Snowflake Schema

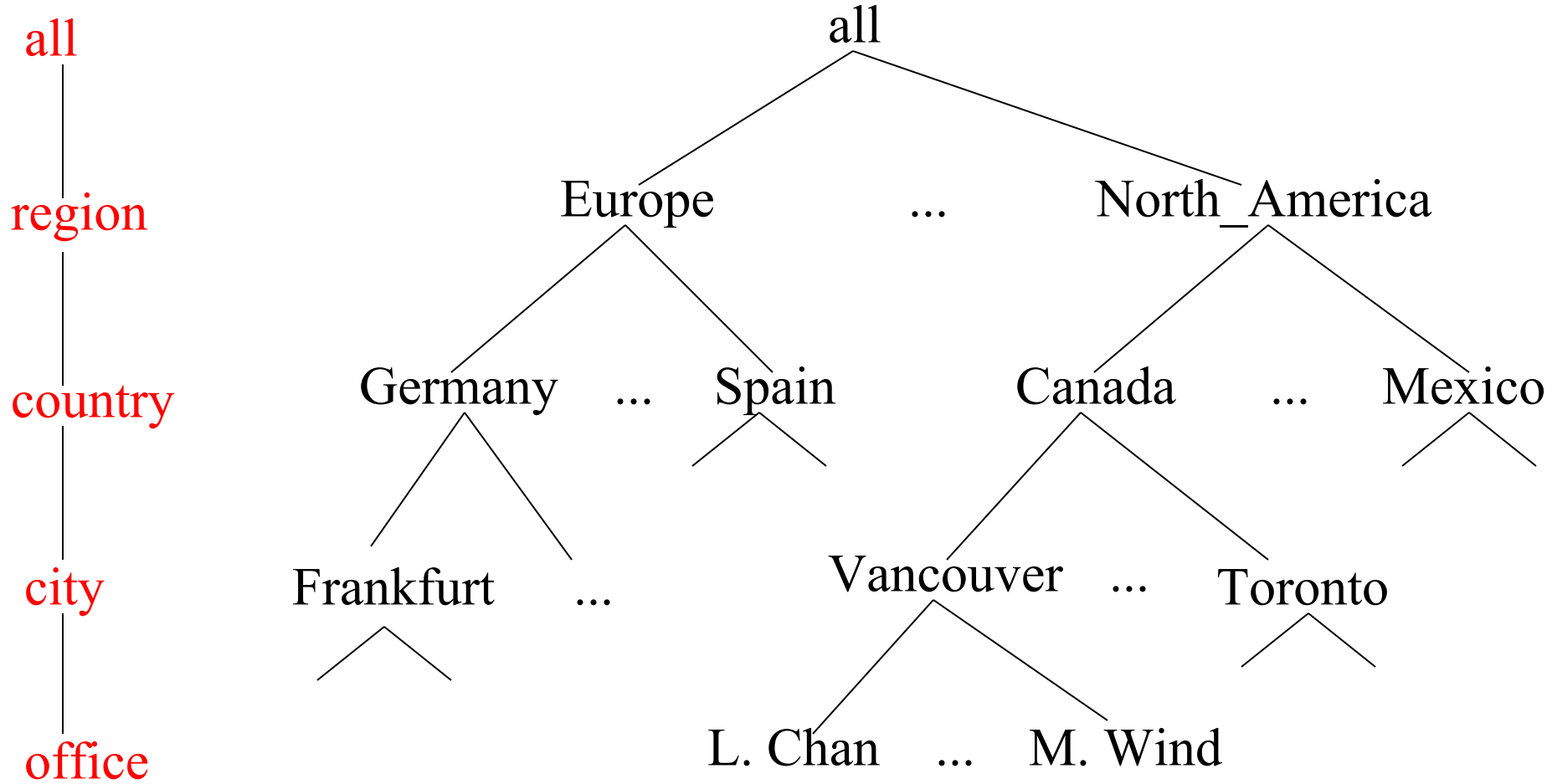


# Example of Fact Constellation



# A Concept Hierarchy: Dimension (location)

---



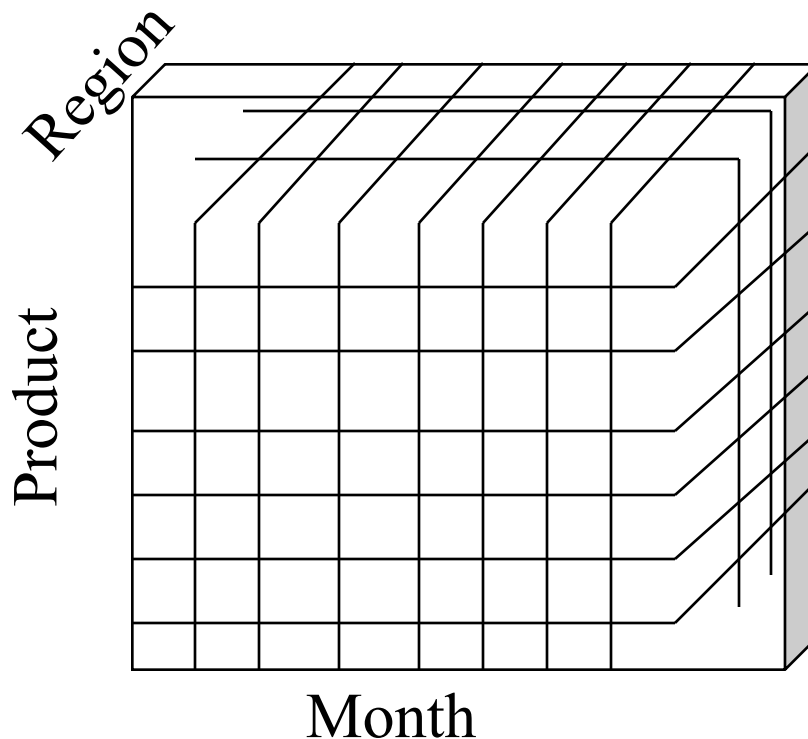
# Data Cube Measures: Three Categories

---

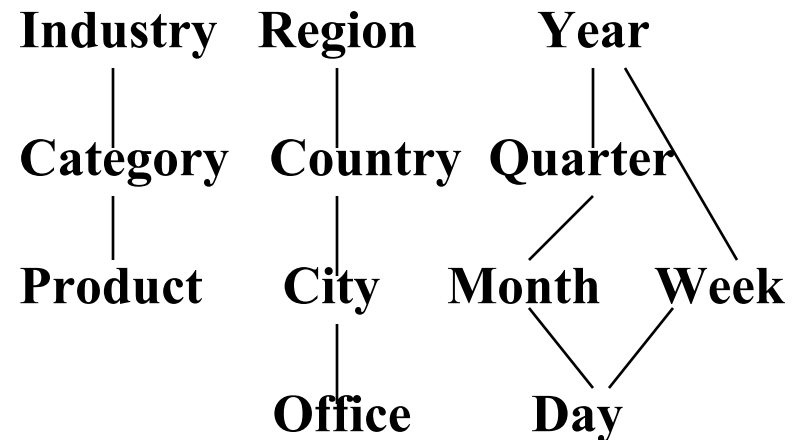
- **Distributive**: if the result derived by applying the function to  $n$  aggregate values is the same as that derived by applying the function on all the data without partitioning
  - E.g., `count()`, `sum()`, `min()`, `max()`
- **Algebraic**: if it can be computed by an algebraic function with  $M$  arguments (where  $M$  is a bounded integer), each of which is obtained by applying a distributive aggregate function
  - E.g., `avg()`, `min_N()`, `standard_deviation()`
- **Holistic**: if there is no constant bound on the storage size needed to describe a subaggregate.
  - E.g., `median()`, `mode()`, `rank()`

# Multidimensional Data

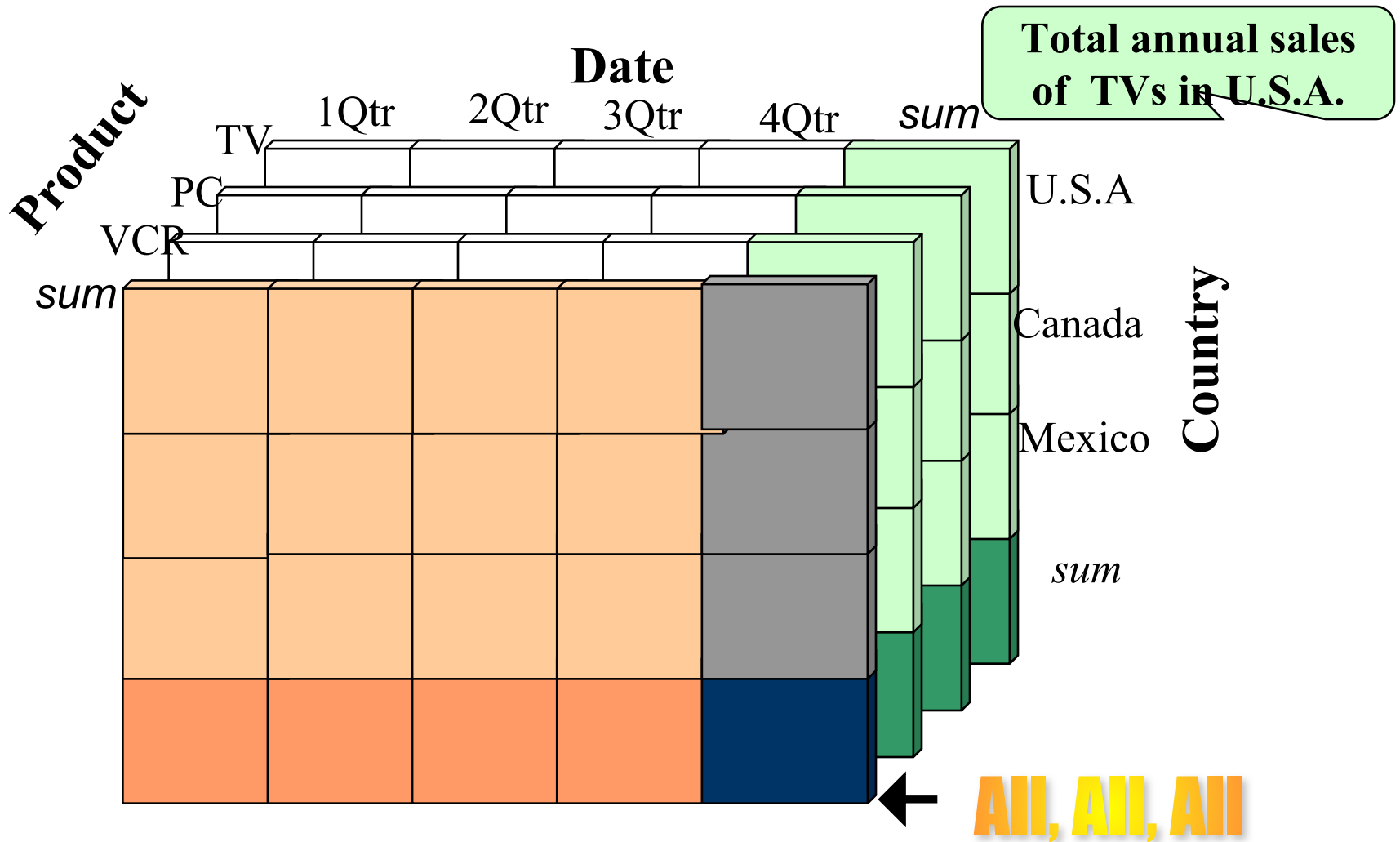
- Sales volume as a function of product, month, and region



**Dimensions:** *Product, Location, Time*  
**Hierarchical summarization paths**

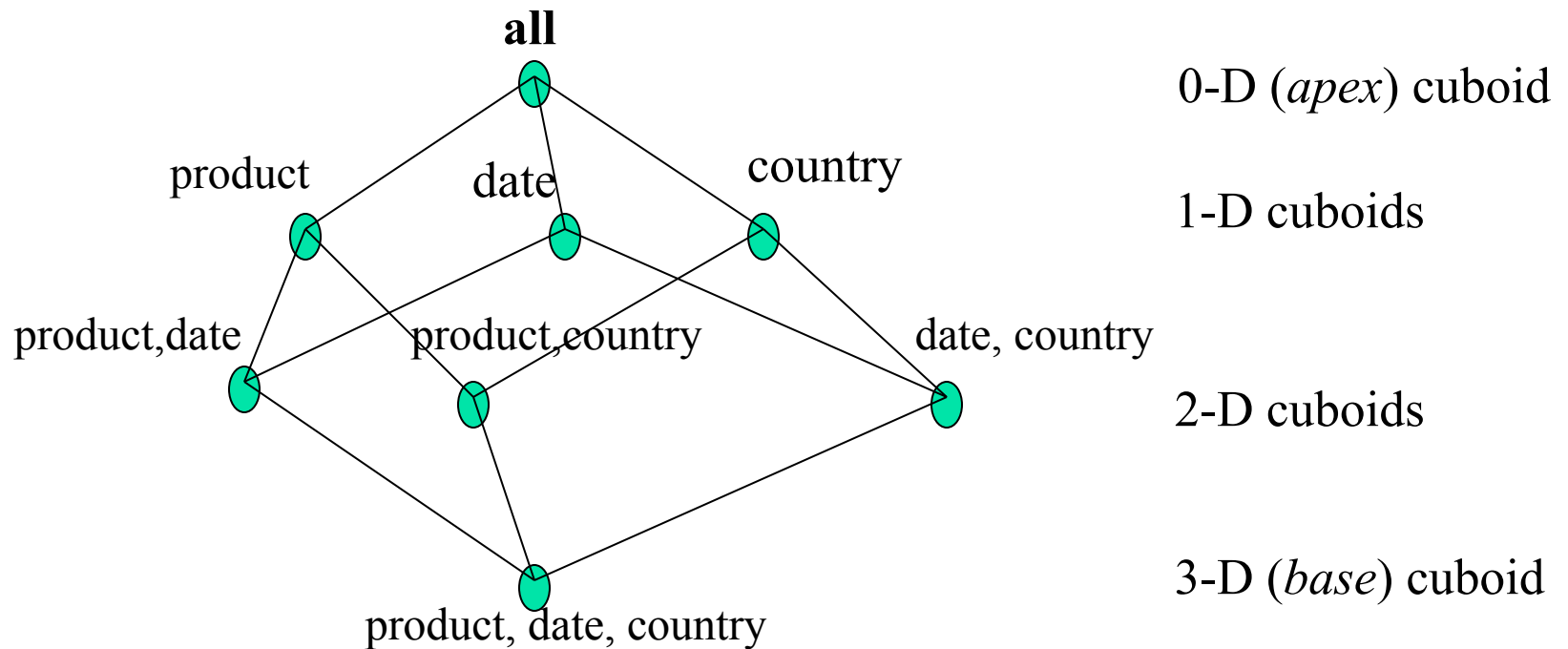


# A Sample Data Cube



# Cuboids Corresponding to the Cube

---

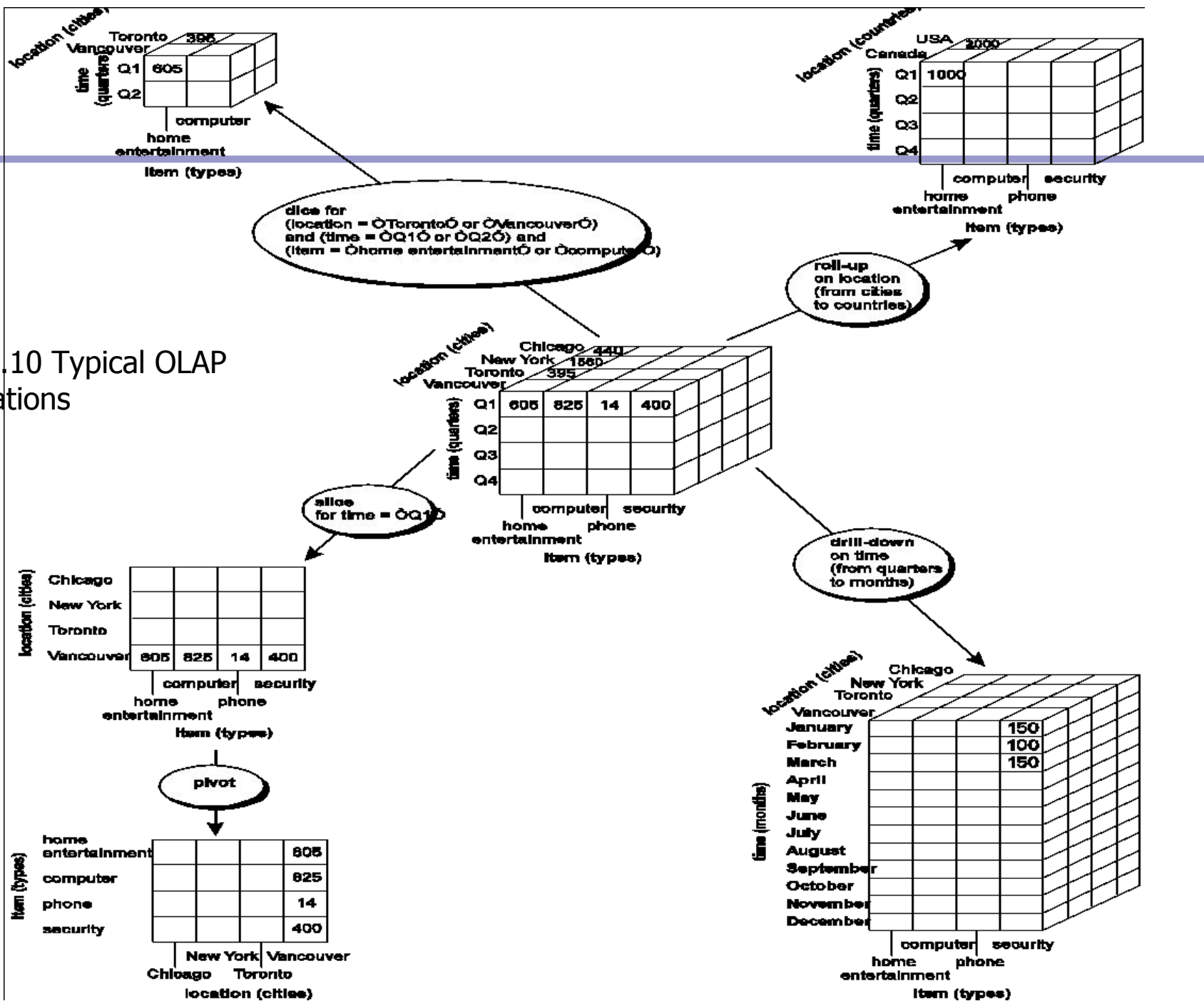


# Typical OLAP Operations

---


- **Roll up (drill-up):** summarize data
  - *by climbing up hierarchy or by dimension reduction*
- **Drill down (roll down):** reverse of roll-up
  - *from higher level summary to lower level summary or detailed data, or introducing new dimensions*
- **Slice and dice:** *project and select*
- **Pivot (rotate):**
  - *reorient the cube, visualization, 3D to series of 2D planes*
- Other operations
  - **drill across:** *involving (across) more than one fact table*
  - **drill through:** *through the bottom level of the cube to its back-end relational tables (using SQL)*

Fig. 3.10 Typical OLAP Operations



# Chapter 4: Data Warehousing and On-line Analytical Processing

---

- Data Warehouse: Basic Concepts
- Data Warehouse Modeling: Data Cube and OLAP
- Data Warehouse Design and Usage 
- Data Warehouse Implementation
- Data Generalization by Attribute-Oriented Induction
- Summary

# Design of Data Warehouse: A Business Analysis Framework

---

- Four views regarding the design of a data warehouse
  - **Top-down view**
    - allows selection of the relevant information necessary for the data warehouse
  - **Data source view**
    - exposes the information being captured, stored, and managed by operational systems
  - **Data warehouse view**
    - consists of fact tables and dimension tables
  - **Business query view**
    - sees the perspectives of data in the warehouse from the view of end-user

# Data Warehouse Design Process

---

- **Top-down, bottom-up approaches or a combination** of both
  - Top-down: Starts with overall design and planning (mature)
  - Bottom-up: Starts with experiments and prototypes (rapid)
- **From software engineering point of view**
  - Waterfall: structured and systematic analysis at each step before proceeding to the next
  - Spiral: rapid generation of increasingly functional systems, short turn around time, quick turn around
- **Typical data warehouse design process**
  - Choose a **business process** to model, e.g., orders, invoices, etc.
  - Choose the ***grain (atomic level of data)*** of the business process
  - Choose the **dimensions** that will apply to each fact table record
  - Choose the **measure** that will populate each fact table record

# Data Warehouse Usage

---

- Three kinds of data warehouse applications
  - **Information processing**
    - supports querying, basic statistical analysis, and reporting using crosstabs, tables, charts and graphs
  - **Analytical processing**
    - multidimensional analysis of data warehouse data
    - supports basic OLAP operations, slice-dice, drilling, pivoting
  - **Data mining**
    - knowledge discovery from hidden patterns
    - supports associations, constructing analytical models, performing classification and prediction, and presenting the mining results using visualization tools